

"SPRINGER CLASS LIMITED" HULL PLAN

DRAWN BY: *Tommy Kelly 2.04*

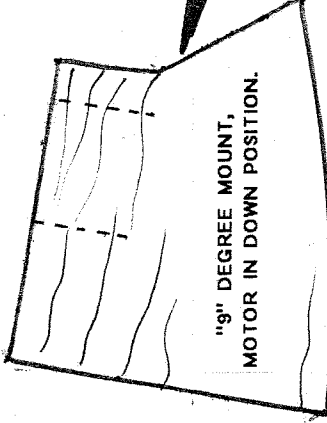
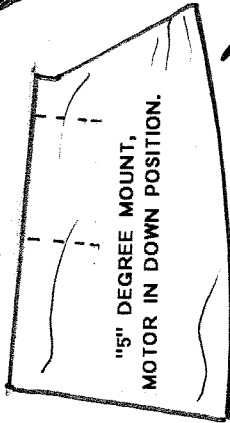
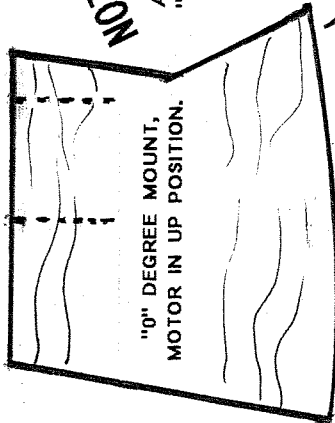
"9" DEGREE

"5" DEGREE

"0" DEGREE

1 EA. FROM 1/2" POPLAR OR BASS WOOD

STRUT TEMPLET & DRILL GUIDE.



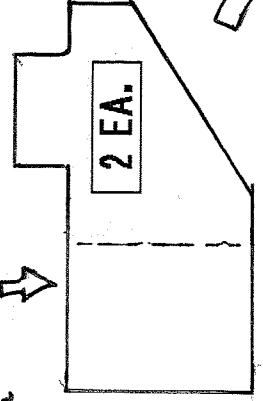
NOTE !!!

ALL MOUNTS SHOWN ARE FOR USES WITH
"MASTER AIR SCREW" O5 GEAR BOXES.

IF 3/8" WOOD IS USED, REMOVE
THIS AREA ON THE INSIDE SURFACE.



TYPICAL MODIFICATION PIECE
MADE FROM PLY SCRAP.

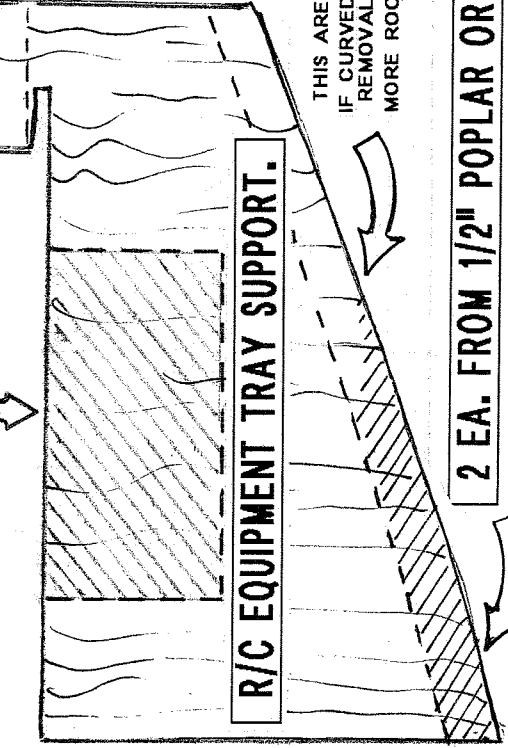


OPTIONAL

DECK & "H" BITT SUPPORT, THIS AREA MAY
NEED TO BE MODIFIED TO FIT CABIN DESIGN.

CUT OFF UNNECESSARY PORTION. CABIN AND DECK
HARDWARE DESIGN WILL DETERMINE FINAL SHAPE.

THIS AREA MAY NEED TO BE REMOVED
IF A SERVO MOUNT "ESC" IS USED.



THIS AREA SHOULD BE REMOVED
IF CURVED DECK LINE IS USED.
REMOVAL WILL ALLOW
MORE ROOM FOR "ESC".

2 EA. FROM 1/2" POPLAR OR BASS WOOD

2 EA FROM 1/4 OR 3/8" POPLAR OR BASS WOOD